

**March 2010**

## **The Quest for Alpha**



**An Analysis of the Performances of Collective Investments  
Actively-managed Equity Funds versus Benchmarks**

**Quarter ended March 2010**

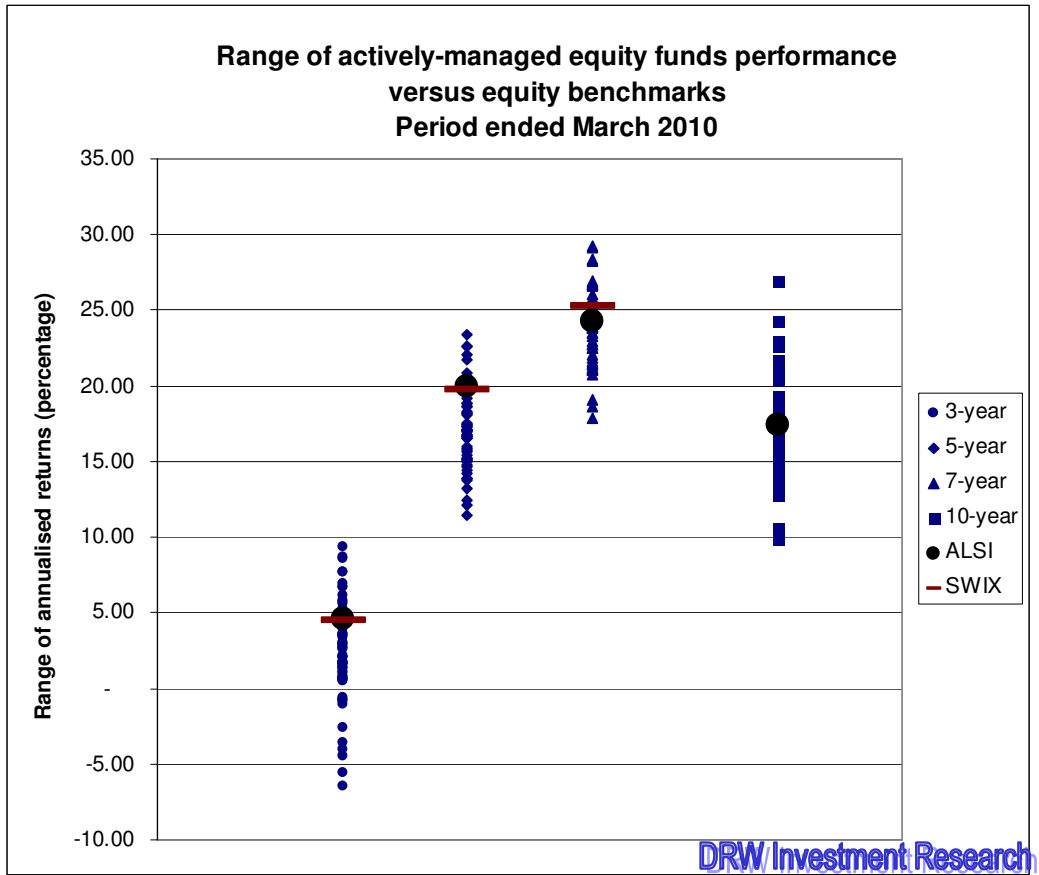
**DRW Investment Research**

## 1. Outperformance

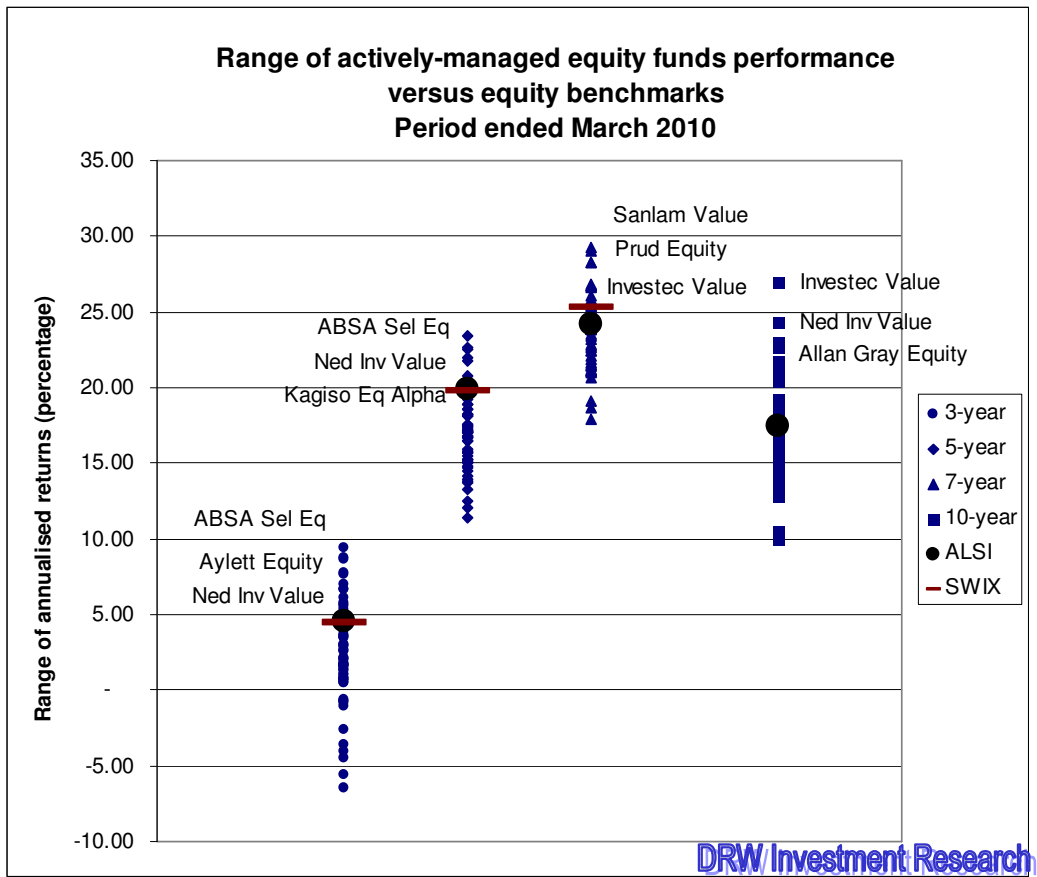
- 1) Equity funds categorised under General, Growth and Value
- 2) Annualised returns

<b>Equity Funds</b>	<b>1-year</b>	<b>3-year</b>	<b>5-year</b>	<b>7-year</b>	<b>10-year</b>
Number of funds	93	77	59	50	37
Best performing fund	59.7%	9.4%	23.4%	29.2%	27.0%
Worst performing fund	24.2%	-6.4%	11.4%	17.9%	9.9%
Top quartile	46.5%	4.5%	18.7%	25.4%	20.4%
Median	42.0%	2.7%	17.0%	23.9%	16.4%
Bottom quartile	38.8%	1.0%	15.2%	21.7%	13.8%
Average	42.3%	2.6%	17.2%	23.7%	17.1%
Benchmark: ALSI	44.1%	4.6%	19.9%	24.2%	17.5%
<b>% Funds outperforming ALSI</b>	<b>38%</b>	<b>19%</b>	<b>17%</b>	<b>36%</b>	<b>38%</b>
Benchmark: SWIX	43.2%	4.5%	19.8%	25.2%	
<b>% Funds outperforming SWIX</b>	<b>46%</b>	<b>22%</b>	<b>17%</b>	<b>28%</b>	

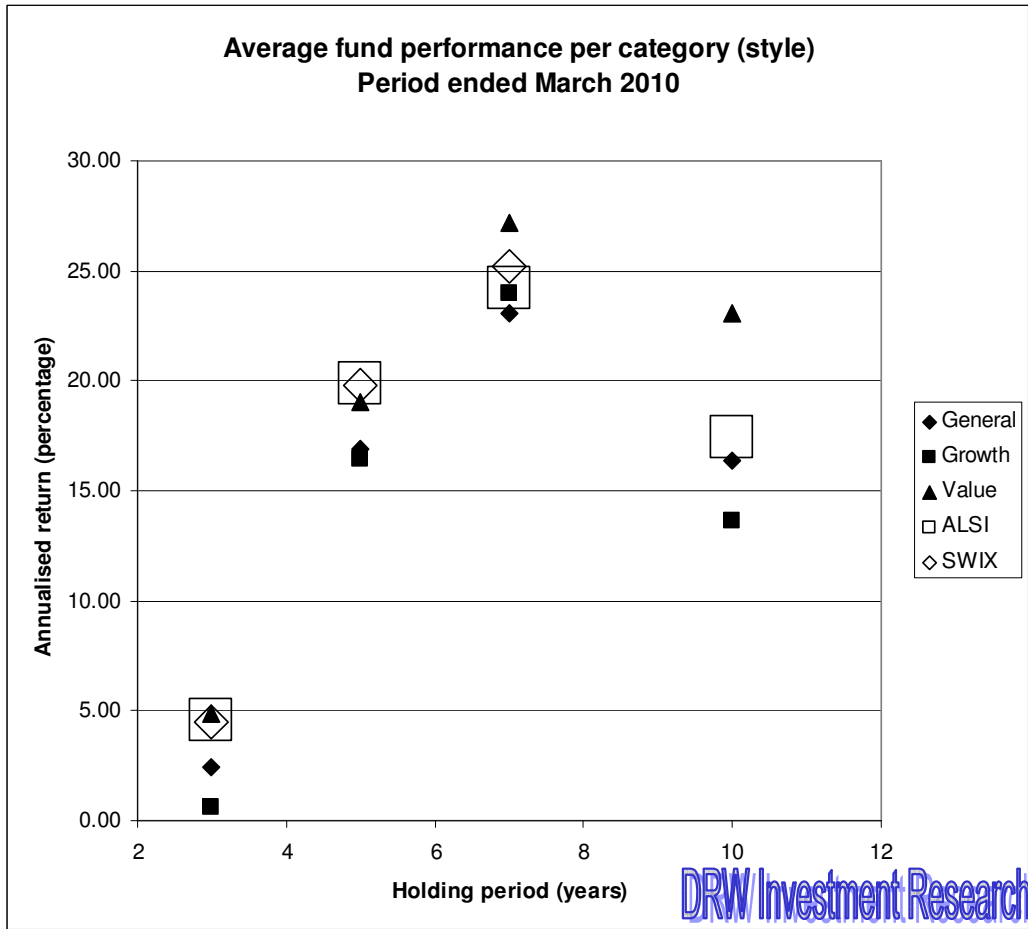
## 2. Performance range



### 3. Top performing funds



#### 4. Style



## 5. Fund Performances

Three-year period

<b>Fund</b>	<b>3-year</b>
ABSA Select Equity	9.38
Aylett Equity A3	8.74
Nedgroup Inv Value R	8.63
Kagiso Equity Alpha	7.74
Prudential Dividend Maximiser A	7.64
Coronation Equity R	6.95
Prudential Equity A	6.70
Sanlam Value R	6.65
RMB Value	6.11
Capstone Active Equity FoF	5.76
SIM Top Choice Equity A1	5.66
Oasis General Equity	5.57
SIM General Equity R	5.31
Marriott Dividend Growth R	5.01
Old Mutual Growth R	4.85
ABSA General R	4.76
Investec Value R	4.57
Prescient Eqty Active Quant A1	4.56
Prescient Eqty Quant A1	4.50
Nedgroup Inv Quants Core Eq A	4.45
Element Earth Equity A	4.43
Nedgroup Inv Rainmaker A	4.43
Old Mutual Top Companies R	4.39
Foord Equity R	4.28
Investec Active Quants A	4.23
Element Islamic Equity A	4.16
STANLIB Value A	4.13
Allan Gray Equity A	3.99
Community Growth Equity	3.94
RMB Strategic Opportunities R	3.65
Cadiz Mastermind A	3.57
Old Mutual Value R	3.52
Old Mutual Investors R	3.48
Coris Capital General Equity	3.43
Huysamer Equity A1	3.00
Analytics Managed Equity A	2.99
MI-PLAN IP Beta Equity B2	2.92
Old Mutual Active Quant Equity A	2.86
Oasis Crescent Equity	2.71
ValuGro General Equity	2.62
STANLIB MM All Stars Eq FoF A	2.60
SMMI Equity FoF A	2.11
Metropolitan High Dividend	2.10
Hermes Equity A	2.06
Nedgroup Inv Growth R	2.00
SYmmETRY Equity FoF A	1.75
Dynamic Wealth Value	1.73
Cannon Equity A	1.72

<b>Fund</b>	<b>3-year</b>
Investec Equity R	1.68
Sasfin Equity	1.65
Inv Solutions MM Equity A	1.61
RMB Equity R	1.60
Momentum MultiFocus FoF	1.57
Harvard House General Equity	1.41
Maestro Equity A	1.41
FNB Growth	1.24
STANLIB MM Equity FF A1	1.07
Momentum Mod Equity FoF B1	1.03
Metropolitan General Equity	0.82
FG Mercury Equity FoF A1	0.77
Investec Growth R	0.69
Old Mutual High Yield Opp A	0.65
Sanlam Growth R	0.65
Nedgroup Inv Equity R	0.62
Interneuron Equity	0.51
Momentum Aggressive Equity FoF B1	0.49
ABSA Growth FoF	-0.65
Tri-Linear Equity	-0.72
PSG Alphen Equity FoF A	-0.79
PSG Alphen Growth A	-0.83
Osborne Equity A1	-1.08
STANLIB Equity R	-2.62
Sasfin Twenty Ten	-3.58
STANLIB Growth R	-4.02
STANLIB Prosperity R	-4.48
Futuregrowth Albaraka Equity	-5.56
STANLIB Nationbuilder A	-6.43

## Five-year period

<b>Fund</b>	<b>5-year</b>
ABSA Select Equity	23.40
Nedgroup Inv Value R	22.63
Kagiso Equity Alpha	22.59
Prudential Dividend Maximiser A	22.03
Prudential Equity A	21.76
Allan Gray Equity A	20.80
Sanlam Value R	20.60
SIM General Equity R	20.26
Foord Equity R	20.22
Coronation Equity R	20.12
Investec Value R	19.74
Investec Active Quants A	19.59
Prescient Eqty Quant A1	19.19
Oasis General Equity	18.85
Old Mutual Growth R	18.85
RMB Value	18.62
ValuGro General Equity	18.59
STANLIB Value A	18.25
Nedgroup Inv Quants Core Eq A	18.21
ABSA General R	18.14
Nedgroup Inv Rainmaker A	18.12
Nedgroup Inv Growth R	17.56
Community Growth Equity	17.42
Element Earth Equity A	17.42
Old Mutual Active Quant Equity A	17.30
Capstone Active Equity FoF	17.29
Oasis Crescent Equity	17.14
Old Mutual Investors R	17.11
Sanlam Growth R	17.09
Old Mutual Top Companies R	17.04
Analytics Managed Equity A	17.03
Coris Capital General Equity	17.03
Investec Growth R	16.80
Marriott Dividend Growth R	16.77
Old Mutual Value R	16.68
RMB Strategic Opportunities R	16.64
Investec Equity R	16.52
SYmmETRY Equity FoF A	16.49
PSG Alphen Growth A	15.95
Inv Solutions MM Equity A	15.84
Metropolitan General Equity	15.74
SMMI Equity FoF A	15.69
RMB Equity R	15.43
Nedgroup Inv Equity R	15.25
STANLIB MM Equity FF A1	15.24
FNB Growth	15.11
Momentum MultiFocus FoF	15.05
Old Mutual High Yield Opp A	15.01
Momentum Mod Equity FoF B1	14.78
Momentum Aggressive Equity FoF B1	14.68
Tri-Linear Equity	14.47
STANLIB Growth R	14.17



<b>Fund</b>	<b>5-year</b>
Metropolitan High Dividend	13.92
PSG Alphen Equity FoF A	13.85
Interneuron Equity	13.76
ABSA Growth FoF	13.27
STANLIB Equity R	12.50
STANLIB Prosperity R	12.08
Futuregrowth Albaraka Equity	11.41

## Seven-year period

<b>Fund</b>	<b>7-year</b>
Sanlam Value R	29.22
Prudential Equity A	29.09
Investec Value R	28.32
Prudential Dividend Maximiser A	28.26
RMB Value	26.89
Nedgroup Inv Rainmaker A	26.78
Coronation Equity R	26.72
Nedgroup Inv Growth R	26.70
Nedgroup Inv Value R	26.57
Old Mutual Growth R	26.02
STANLIB Value A	25.80
Investec Equity R	25.45
Allan Gray Equity A	25.40
SIM General Equity R	25.30
PSG Alphen Growth A	25.13
Old Mutual Value R	25.11
Old Mutual Top Companies R	24.56
ABSA General R	24.37
RMB Equity R	24.30
Oasis General Equity	24.22
Foord Equity R	24.16
Investec Growth R	24.12
Old Mutual High Yield Opp A	23.95
Community Growth Equity	23.89
FNB Growth	23.88
Nedgroup Inv Quants Core Eq A	23.87
STANLIB Growth R	23.83
Marriott Dividend Growth R	23.51
Old Mutual Investors R	23.46
Analytics Managed Equity A	23.23
Old Mutual Active Quant Equity A	22.91
RMB Strategic Opportunities R	22.72
Sanlam Growth R	22.68
Coris Capital General Equity	22.46
Element Earth Equity A	22.46
Inv Solutions MM Equity A	22.10
Nedgroup Inv Equity R	21.86
Momentum Aggressive Equity FoF B1	21.65
STANLIB MM Equity FF A1	21.51
Oasis Crescent Equity	21.45
Momentum Mod Equity FoF B1	21.40
SYmmETRY Equity FoF A	21.17
PSG Alphen Equity FoF A	21.15
Tri-Linear Equity	21.11
Metropolitan General Equity	21.06
Momentum MultiFocus FoF	21.04
ABSA Growth FoF	20.71
STANLIB Prosperity R	19.07
STANLIB Equity R	18.68
Futuregrowth Albaraka Equity	17.88

## Ten-year period

<b>Fund</b>	<b>10-year</b>
Investec Value R	26.96
Nedgroup Inv Value R	24.32
Allan Gray Equity A	22.97
RMB Value	22.88
Sanlam Value R	22.60
Oasis Crescent Equity	21.72
Prudential Dividend Maximiser A	21.35
Prudential Equity A	20.86
Old Mutual High Yield Opp A	20.46
Old Mutual Value R	20.41
Futuregrowth Albaraka Equity	19.25
Investec Equity R	18.77
RMB Equity R	17.96
Coronation Equity R	17.90
Community Growth Equity	17.35
FNB Growth	17.20
Old Mutual Investors R	16.80
Nedgroup Inv Quants Core Eq A	16.63
SIM General Equity R	16.42
Old Mutual Top Companies R	16.26
ABSA General R	16.18
Nedgroup Inv Growth R	15.71
Old Mutual Active Quant Equity A	15.53
STANLIB MM Equity FF A1	15.20
RMB Strategic Opportunities R	14.66
STANLIB Prosperity R	14.51
Investec Growth R	14.10
STANLIB Equity R	13.78
STANLIB Growth R	13.61
Coris Capital General Equity	13.56
ABSA Growth FoF	13.41
Marriott Dividend Growth R	13.31
PSG Alphen Growth A	13.27
Metropolitan General Equity	13.20
Tri-Linear Equity	12.79
Nedgroup Inv Equity R	10.56
Sanlam Growth R	9.91



**Disclaimer:**

Please note that all the material, opinions and views herein do not constitute investment advice, but are published primarily for information purposes. The author accepts no responsibility for investors using the information as investment advice. Please consult an authorised investment advisor.

Unless otherwise stated, the author is the sole proprietor of this publication and its content. No quotations from or references to this publication are allowed without prior approval.